



District Report Card: 2017


State: Bihar	District: Jehanabad
Class: 8	Subject: Language
Schools: 51	Students: 1192


Participation/Coverage


Students

<div>GENDER</div> <div></div>	Boys				Girls			
	Number		%		Number		%	
	536		44.97		656		55.03	

<div>AREA</div> <div></div>	Rural				Urban			
	Number		%		Number		%	
	1061		89.01		131		10.99	

<div>CATEGORY</div> <div></div>	SC		ST		OBC		GEN	
	Number	%	Number	%	Number	%	Number	%
	279	23.41	5	0.42	793	66.53	115	9.65

<div>CWSN</div> <div></div>	LD	VI	HI	S&LD	ID	Oth
	2	3	2	2	2	1

<div>Management</div> <div></div>	Government				Government-aided			
	Number		%		Number		%	
	1192		100.00		0		0.00	

Average Performance of Students in Language (%)

Overall	Gender		Area		Management		Social Group			
	Male	Female	Rural	Urban	Govt.	Aided	SC	ST	OBC	GEN
56.82	57.57	56.21	55.84	64.78	56.82	0.00	54.36	37.33	57.64	58.03

Performance on Learning Outcomes (LOs)

Learning Outcomes	Description	Average Performance(%)
L813	Read textual/non-textual materials with comprehension and identifies the details, characters, main idea and sequence of ideas and events while reading	56.82

Range of Performance of Students who Answered Correctly							
Below 30%		30% - 50%		50% - 75%		Above 75%	
Number	%	Number	%	Number	%	Number	%
145	12.16	282	23.66	545	45.72	220	18.46

Lowest Performing Learning Outcomes (LOs)

1 - Read textual/non-textual materials with comprehension and identifies the details, characters, main idea and sequence of ideas and events while reading (56.82)